



Worries of Children and Teenagers in Sweden

First results from a quantitative survey – March 2018

Prepared for Vattenfall, Stockholm

iconkids & youth international research GmbH

Rückertstraße 4 • 80336 München • Tel.: +49 (0)89 544629-0 • Fax: +49 (0)89 544629-24
info@iconkids.com • www.iconkids.com



**iconkids
& YOUTH**



Evaluation of the worries and fears of children with regard to the climate change

- Objective:** The study was initiated by Vattenfall about the fears and worries of Swedish children related to the climate change.
- Methodology:** Quantitative online survey with semi-structured questionnaire
- Sample:** n = 1015 Swedish children and teenagers aged 6 to 16 years (recruitment via their parents)
- Flow of the questionnaire:** The questionnaire (total length 15 minutes) contained the following sections
- Screening section
 - Unprompted: Fears and worries of children and teenagers in today's world
 - Prompted: Relevance evaluation of fears and worries from different areas of life and society
 - Prompted: Relevance evaluation of fears and worries related to the climate change
 - Prompted: Capability of persons and institutions to stop the climate change
 - Prompted: Areas where one can become active to prevent climate change



| How many people – including yourself – live in your household? | Total |
|--|-------|
| Total | 1015 |
| 1 person | 0% |
| 2 persons | 9% |
| 3 persons | 26% |
| 4 persons | 44% |
| 5 persons | 20% |
| 6 or more | 0% |

| Are there any children or teenager living in your household? | Total |
|--|-------|
| Total | 1015 |
| 1 child | 31% |
| 2 children | 48% |
| 3 children | 20% |
| 4 children | 1% |
| 5 or more children | 0% |

| In which region of Sweden do you live? | Total |
|--|-------|
| Total | 1015 |
| Norrbottn | 2% |
| Västerbotten | 2% |
| Västernorrland | 2% |
| Dalarna | 2% |
| Gävleborg | 3% |
| Jämtland | 1% |
| Gotland | 1% |
| Kalmar | 2% |
| Södermanland | 3% |
| Stockholm | 24% |
| Uppsala | 2% |
| Västmanland | 3% |
| Örebro | 3% |
| Östergötland | 4% |
| Värmland | 2% |
| Västra Götaland | 16% |
| Blekinge | 3% |
| Skåne | 16% |
| Halland | 3% |
| Jönköping | 3% |
| Kronoberg | 2% |

| Age and gender of interviewed child | Boys | Girls |
|-------------------------------------|---------|---------|
| | n = 508 | n = 507 |
| 7 years | 5,9% | 5,4% |
| 8 years | 6,0% | 4,8% |
| 9 years | 3,3% | 5,5% |
| 10 years | 4,8% | 4,2% |
| 11 years | 5,1% | 4,5% |
| 12 years | 4,6% | 4,2% |
| 13 years | 5,3% | 4,8% |
| 14 years | 4,7% | 5,8% |
| 15 years | 6,5% | 6,0% |
| 16 years | 3,6% | 4,5% |



Summary

- Threats and risks rooted in ones' own life are perceived as most worrying by children and teenagers: Mobbing (68 %), becoming victim of thieves (65 %) or a serious sickness (61 %) are described as most worrying, followed by the fear of terrorist attacks (60%) or racism (58 %). These fears are "tangible" in the way that their consequences in real life are easily accessible and imaginable: Children and teenager know what can happen, and, if we had asked, would be able to describe the related suffering.
- Of the more abstract fears, climate change (58 %) and natural disasters caused by climate change (57 %) follow closely behind and are perceived as even more worrying than an accident or poverty (both 56 %): This shows how real the perceived threat of the climate change is even though consequences may not be as clear and directly affecting the young respondents.
- While there are no substantial differences between boys and girls, the two observed age groups vary significantly with regard to their worries and fears:
 - Children (6-11 years) see mobbing and thieves as much more threatening – they seem to feel this might happen to them any day.
 - Teenagers (12-16 years) perceive specifically those threats as more worrying that are rooted in the society (e.g. racism, poverty), politics (war) or environmental risks such as climate change.
 - *Two explanations for this change of perspective: On the one hand, increasing knowledge about often very complex issues leads to more concern. On the other hand, teenagers have gained a broader horizon than children: While the younger ones are deeply rooted in their family and close environment, teenagers get confronted with the larger world and have deal with it more and more.*
- With regard to worries that are related to the climate change, the most relevant worries are those that are easily accessible:
 - Extinction of animals, like polar bears or orangutans (74 %), but also of certain plants like coral reefs (63 %)
 - Polluted oceans (68 %), air (66 %), drinking water (65 %)
 - Natural disasters caused by the climate change like e.g. floods, forest fire, landslides (61 %)
 - *These "events" are the signposts of the climate change and a visible consequence. Therefore, these threats receive more attention and can be understood better than slow long-term effects like the rising sea level which may effectively have much more severe consequences for mankind.*
 - *This misperception of risks is a very human "mistake" rooted in the way how our brain works, but it also shows how important it is to educate children and teenagers about the long-term consequences of climate change. Thus, not surprisingly, teenagers rate most threats as more worrying than children: The more they know what is happening, the more they fear it.*

- Children and teenager see politicians and the industry as responsible for and capable of stopping climate change:
 - The Swedish government (78 %) and the EU (75 %) are seen as being able to do something about this problem, interestingly even more than US president (72 % - one may argue that children and teenagers have no hope in President Trump at this time). Less influence also of the local community (71 %): The young respondents understand that these problems have to be solved on a more global level ...
 - Industries with potential to do something include the car industry (77 %) and food industry (73 %), but also energy suppliers (72 %), i.e. companies whose products have direct effect on the climate.
 - Also quite important: Media reports to inform the people and to put pressure on the institutions (73 %) ...
 - Interestingly, more children and teenagers think they themselves can do something to stop climate change (69 %) than they think their parents can (66 %).
 - Least potential impact of celebrities (62 %) or social media (54 %), but still more than half of the respondents put hope in them.
 - *Again, across the board higher responsibility scores from teenagers than from children: Teenagers not only know more about climate change, they also know better who is responsible or in charge.*
- Using less packaging or plastic packaging (68 %) and less plastic products in general (66 %) are the initiatives that children and teenagers would be most likely to take themselves, followed by less usage of electricity (64 %):
 - The production and use of plastic is obviously seen as rather environmentally unfriendly and the young respondents are aware that less plastic would have a positive influence.
 - Also quite significant: The production of electricity is perceived to have an impact on the climate change – also meaning that the respondents are not fully aware that there are environmentally friendly ways of producing electricity ...
 - Most difficult to do would be sacrificing holidays abroad (38 %) or using the computer or mobile phone less often (42 %) for the sake of the climate: These are main sources of pleasure in the young lives!
- Today, using more public transport (18 %) and less often the parent's car (16 %) is what children and teenagers do most often already, followed by using less packaging and electricity (16 % each).



The results in detail

Almost 20 % mention Climate Change as one of their worries. Slightly more female Teenagers among them. War in general is by far the biggest possible threat in the mind of Children and Teenagers.



Worries about the future

| | Count | Total 1015 | Male 508 | Female 507 | 6-11 years 505 | 12-16 years 510 | Male | | Female | |
|---|-------|---------------|-------------|---------------|-------------------|--------------------|-------------------|--------------------|-------------------|--------------------|
| | | | | | | | 6-11 years 256 | 12-16 years 252 | 6-11 years 249 | 12-16 years 258 |
| All Society related fears (with net sum), e.g. | % | 58% | ↓ 55% | ↗ 60% | ↓ 56% | ↗ 59% | ↓ 56% | ↓ 53% | ↓ 55% | ↗ 66% |
| Other Society related fears (with net sum), e.g. | % | 45% | ↓ 43% | ↗ 48% | ↓ 44% | ↗ 47% | ↓ 44% | ↓ 42% | ↓ 43% | ↗ 52% |
| War | % | 27% | ↓ 26% | ↗ 28% | ↗ 28% | ↓ 25% | ↘ 27% | ↓ 25% | ↗ 30% | ↓ 26% |
| Terrorism | % | 3% | ↘ 3% | ↗ 4% | ↘ 3% | ↗ 4% | ↘ 4% | ↓ 3% | ↓ 2% | ↗ 5% |
| Violence | % | 3% | ↗ 3% | ↘ 3% | ↓ 2% | ↗ 4% | ↓ 2% | ↗ 4% | ↓ 2% | ↗ 4% |
| Crime | % | 3% | ↓ 1% | ↗ 4% | ↘ 3% | ↘ 2% | ↘ 2% | ↓ 1% | ↗ 4% | ↘ 3% |
| People's attitude towards each other / mean people | % | 3% | ↓ 1% | ↗ 4% | ↘ 3% | ↘ 3% | ↘ 2% | ↓ 1% | ↗ 4% | ↗ 4% |
| Safety / fear of not living in safety | % | 2% | ↗ 2% | ↘ 2% | ↓ 1% | ↗ 3% | ↓ 1% | ↗ 3% | ↓ 1% | ↗ 3% |
| Too many immigrants / foreigners | % | 2% | ↗ 2% | ↘ 1% | ↓ 1% | ↗ 3% | ↓ 1% | ↗ 4% | ↓ 0% | ↘ 2% |
| Donald Trump | % | 2% | ↗ 2% | ↓ 1% | ↗ 2% | ↓ 1% | ↗ 4% | ↓ 1% | ↓ 1% | ↘ 2% |
| Animals / extermination of animals | % | 2% | ↗ 1% | ↗ 2% | ↗ 2% | ↗ 2% | ↗ 2% | ↓ 0% | ↘ 1% | ↗ 3% |
| Society / politics in general | % | 2% | ↗ 1% | ↗ 2% | ↓ 1% | ↗ 3% | ↓ 0% | ↘ 2% | ↓ 1% | ↗ 3% |
| Society related fears concerning Climate Change (with net sum) | % | 19% | ↓ 18% | ↗ 21% | ↓ 17% | ↗ 22% | ↓ 16% | ↗ 19% | ↓ 18% | ↗ 24% |
| Worries about the environment (in general) | % | 14% | ↓ 13% | ↗ 15% | ↓ 11% | ↗ 16% | ↓ 12% | ↘ 14% | ↓ 11% | ↗ 18% |
| Climate Change | % | 2% | ↗ 2% | ↗ 2% | ↘ 2% | ↗ 2% | ↗ 2% | ↘ 2% | ↓ 1% | ↗ 3% |
| Global Warming | % | 2% | ↗ 2% | ↗ 2% | ↓ 1% | ↗ 3% | ↓ 0% | ↗ 4% | ↘ 1% | ↗ 3% |
| Personal fears / worries (with net sum), e.g. | % | 32% | ↗ 32% | ↗ 32% | ↓ 29% | ↗ 35% | ↓ 29% | ↗ 35% | ↓ 28% | ↗ 35% |
| Unemployment when being an adult | % | 11% | ↗ 13% | ↘ 10% | ↓ 7% | ↗ 16% | ↓ 7% | ↗ 19% | ↓ 6% | ↘ 14% |
| School / Education | % | 6% | ↓ 5% | ↗ 7% | ↓ 4% | ↗ 8% | ↓ 4% | ↘ 6% | ↓ 4% | ↗ 11% |
| Housing / finding a place to live | % | 3% | ↘ 3% | ↘ 3% | ↓ 3% | ↗ 4% | ↓ 2% | ↗ 4% | ↓ 3% | ↗ 4% |
| Not enough money / bad economy | % | 3% | ↘ 3% | ↘ 3% | ↓ 2% | ↗ 4% | ↓ 2% | ↗ 5% | ↓ 2% | ↘ 3% |
| Not have a good / fun time | % | 2% | ↗ 2% | ↘ 1% | ↗ 3% | ↘ 1% | ↗ 3% | ↘ 2% | ↗ 2% | ↓ 0% |
| Other personal fears worries | % | 2% | ↗ 2% | ↘ 1% | ↗ 2% | ↘ 1% | ↗ 3% | ↘ 2% | ↗ 2% | ↓ 0% |
| Death | % | 2% | ↘ 2% | ↓ 1% | ↗ 2% | ↓ 1% | ↗ 4% | ↓ 1% | ↓ 1% | ↓ 0% |
| Family related fears | % | 2% | ↘ 2% | ↘ 2% | ↘ 2% | ↘ 2% | ↓ 1% | ↘ 2% | ↗ 2% | ↓ 1% |
| None / don't know / can't code | % | 16% | ↗ 17% | ↘ 15% | ↗ 18% | ↘ 14% | ↗ 17% | ↗ 17% | ↗ 18% | ↓ 11% |

Q2: Looking at what is happening in our world: What are you personally worried about when thinking of your own future?.

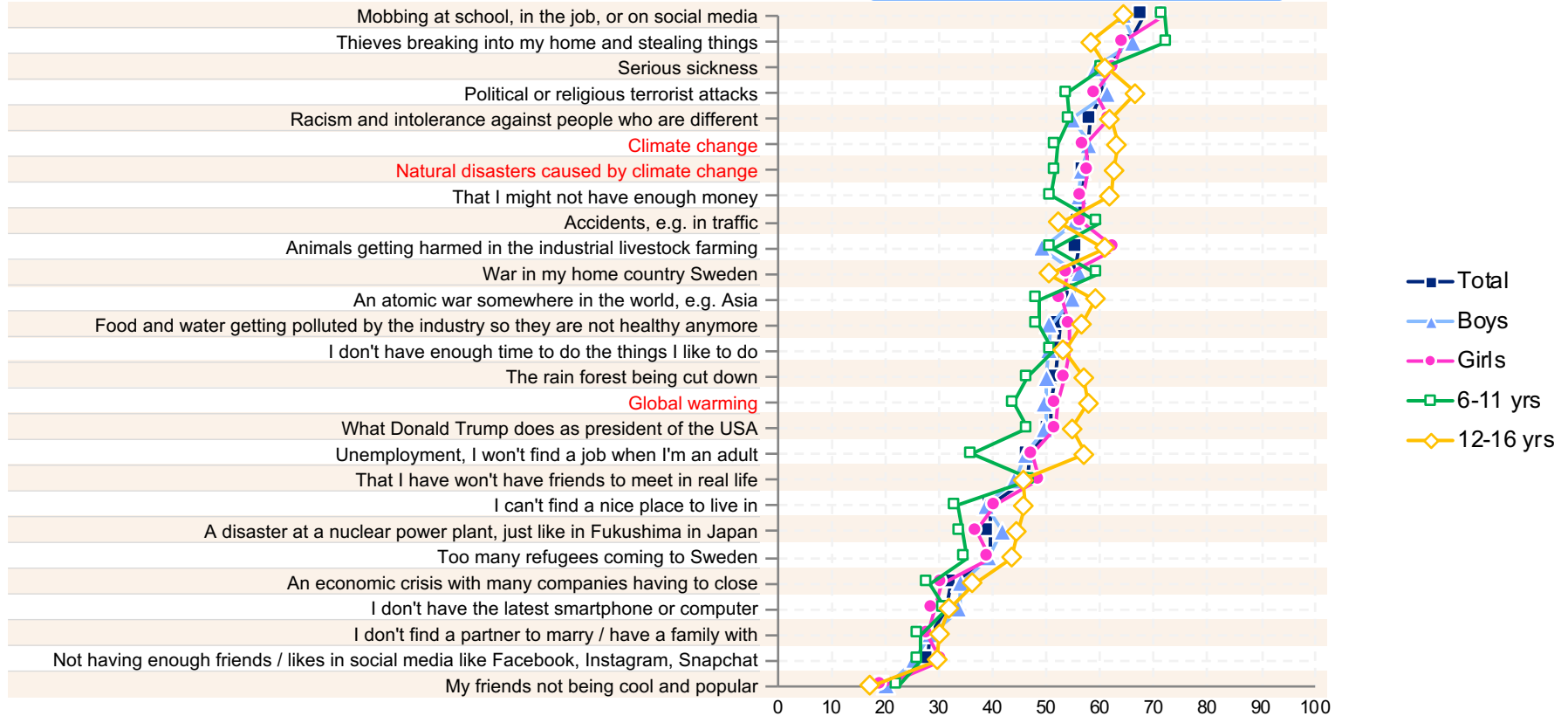
Base: n = 1.015; unprompted; in %; only answers > 1% are displayed



Climate change is #1 worry of those that are not rooted in the personal environment, but most relevant are worries that are rooted in daily life experience.

Things one could be worried about when thinking of one's own future

Top 2 Box:
I worry about it a lot + a little about it



Q3: Please click on the answer that shows how worried are you about each of these issues when you think about your own future.

Base: n = 1.015; (5-point scale: 1 = I worry about it a lot; 5 = don't worry it at all); in %

More worries about climate change among 12- to 16-year-olds: Increasing knowledge obviously leads to increased concerns.



Things one could be worried about when thinking of one's own future

Top 2 Box:
I worry about it a lot + a little about it

| | Count | Total 1015 | Male 508 | Female 507 | 6-11 years 505 | 12-16 years 510 | Male | | Female | |
|--|-------|---------------|-------------|---------------|-------------------|--------------------|-------------------|--------------------|-------------------|--------------------|
| | | | | | | | 6-11 years 256 | 12-16 years 252 | 6-11 years 249 | 12-16 years 258 |
| Mobbing at school, in the job, or on social media | % | 68% | 64% | 72% | 72% | 64% | 70% | 59% | 74% | 69% |
| Thieves breaking into my home and stealing things | % | 65% | 66% | 64% | 72% | 58% | 72% | 61% | 73% | 56% |
| Serious sickness | % | 61% | 59% | 63% | 61% | 61% | 59% | 59% | 62% | 63% |
| Political or religious terrorist attacks | % | 60% | 61% | 59% | 54% | 67% | 56% | 67% | 52% | 66% |
| Racism and intolerance against people who are different | % | 58% | 55% | 62% | 54% | 62% | 52% | 57% | 57% | 67% |
| Climate change | % | 58% | 58% | 57% | 52% | 63% | 54% | 62% | 50% | 64% |
| Natural disasters because of climate change | % | 57% | 56% | 58% | 52% | 63% | 55% | 58% | 49% | 67% |
| That I might not have enough money | % | 56% | 56% | 57% | 51% | 62% | 51% | 61% | 51% | 63% |
| Accidents, e.g. in traffic | % | 56% | 55% | 57% | 60% | 52% | 57% | 53% | 62% | 52% |
| Animals getting harmed in the industrial livestock farming | % | 56% | 49% | 63% | 51% | 61% | 49% | 49% | 53% | 72% |
| War in my home country Sweden | % | 55% | 56% | 54% | 60% | 50% | 63% | 49% | 56% | 52% |
| An atomic war somewhere in the world, e.g. Asia | % | 54% | 55% | 53% | 49% | 59% | 51% | 58% | 46% | 60% |
| Food and water getting polluted by the industry so they are not healthy anymore | % | 53% | 51% | 54% | 49% | 56% | 47% | 54% | 50% | 59% |
| I don't have enough time to do the things I like to do | % | 52% | 50% | 54% | 51% | 53% | 52% | 49% | 50% | 58% |
| The rain forest being cut down | % | 52% | 50% | 53% | 47% | 57% | 46% | 54% | 47% | 60% |
| Global warming | % | 51% | 50% | 52% | 44% | 58% | 44% | 56% | 44% | 60% |
| What Donald Trump does as president of the USA | % | 51% | 50% | 52% | 47% | 55% | 46% | 53% | 47% | 57% |
| Unemployment, I won't find a job when I'm an adult | % | 47% | 46% | 48% | 36% | 57% | 37% | 55% | 35% | 59% |
| That I have won't have friends to meet in real life | % | 46% | 44% | 49% | 47% | 46% | 46% | 42% | 48% | 49% |
| I can't find a nice place to live in | % | 40% | 39% | 40% | 33% | 46% | 34% | 44% | 33% | 48% |
| A disaster at a nuclear power plant, just like in Fukushima in Japan | % | 39% | 42% | 37% | 34% | 45% | 37% | 46% | 31% | 43% |
| Too many refugees coming to Sweden | % | 39% | 39% | 39% | 35% | 44% | 33% | 45% | 37% | 42% |
| An economic crisis with many companies having to close | % | 32% | 34% | 31% | 28% | 36% | 31% | 37% | 25% | 36% |
| I don't have the latest smartphone or computer | % | 31% | 34% | 29% | 31% | 32% | 34% | 33% | 28% | 30% |
| I don't find a partner to marry / have a family with | % | 28% | 28% | 28% | 26% | 30% | 29% | 28% | 24% | 32% |
| Not having enough friends / likes in social media like Facebook, Instagram, Snapchat | % | 28% | 25% | 31% | 26% | 30% | 22% | 29% | 31% | 31% |
| My friends not being cool and popular | % | 20% | 20% | 19% | 22% | 17% | 21% | 20% | 24% | 15% |

Q3: Please click on the answer that shows how worried are you about each of these issues when you think about your own future.

Base: n = 1.015; (5-point scale: 1 = I worry about it a lot; 5 = don't worry it at all); in %

When thinking about the three most worrying issues for the future, climate change loses relevance: Its consequences are less clear and directly imaginable than e.g. a war with its iconic images.



Three issues that worry really the most when thinking about one's own future

| | | Top 3 Ranking | | | | | | | | | |
|--|---|---------------|------|--------|------------|-------------|------|-----|--------|-----|-----|
| | | Total | Male | Female | 6-11 years | 12-16 years | Male | | Female | | |
| | | Count | 1015 | 508 | 507 | 505 | 510 | 256 | 252 | 249 | 258 |
| War in my home country Sweden | % | 27% | 26% | 27% | 30% | 23% | 28% | 23% | 32% | 23% | |
| Serious sickness | % | 23% | 24% | 23% | 23% | 23% | 22% | 25% | 25% | 21% | |
| Mobbing at school, in the job, or on social media | % | 21% | 21% | 21% | 25% | 18% | 26% | 17% | 24% | 19% | |
| Thieves breaking into my home and stealing things | % | 20% | 20% | 19% | 29% | 11% | 29% | 12% | 29% | 10% | |
| That I might not have enough money | % | 19% | 20% | 17% | 15% | 22% | 17% | 23% | 14% | 21% | |
| Political or religious terrorist attacks | % | 16% | 17% | 16% | 13% | 20% | 14% | 19% | 12% | 20% | |
| Unemployment, I won't find a job when I'm an adult | % | 16% | 18% | 14% | 11% | 21% | 13% | 23% | 9% | 19% | |
| Climate change | % | 15% | 15% | 15% | 13% | 16% | 13% | 16% | 13% | 17% | |
| Too many refugees coming to Sweden | % | 12% | 13% | 10% | 10% | 14% | 11% | 15% | 8% | 12% | |
| Global warming | % | 11% | 11% | 11% | 8% | 14% | 9% | 14% | 8% | 14% | |
| Natural disasters because of climate change | % | 11% | 11% | 12% | 12% | 11% | 11% | 10% | 12% | 12% | |
| Animals getting harmed in the industrial livestock farming | % | 11% | 7% | 15% | 12% | 9% | 9% | 5% | 16% | 14% | |
| Accidents, e.g. in traffic | % | 11% | 11% | 10% | 13% | 8% | 13% | 9% | 14% | 6% | |
| What Donald Trump does as president of the USA | % | 10% | 12% | 9% | 10% | 11% | 11% | 12% | 9% | 9% | |
| Racism and intolerance against people who are different | % | 10% | 9% | 11% | 10% | 10% | 11% | 8% | 10% | 12% | |
| An atomic war somewhere in the world, e.g. Asia | % | 9% | 11% | 8% | 8% | 11% | 9% | 12% | 6% | 10% | |
| That I have won't have friends to meet in real life | % | 9% | 7% | 11% | 9% | 8% | 8% | 6% | 11% | 11% | |
| I don't have enough time to do the things I like to do | % | 8% | 9% | 7% | 8% | 8% | 9% | 10% | 7% | 7% | |
| Food and water getting polluted by the industry so they are not healthy anymore | % | 8% | 7% | 9% | 7% | 9% | 6% | 8% | 8% | 9% | |
| I don't find a partner to marry / have a family with | % | 6% | 6% | 6% | 6% | 6% | 8% | 4% | 4% | 8% | |
| I can't find a nice place to live in | % | 6% | 6% | 6% | 6% | 6% | 5% | 7% | 6% | 6% | |
| The rain forest being cut down | % | 6% | 5% | 7% | 6% | 6% | 5% | 5% | 7% | 7% | |
| A disaster at a nuclear power plant, just like in Fukushima in Japan | % | 4% | 4% | 4% | 3% | 5% | 2% | 5% | 3% | 4% | |
| An economic crisis with many companies having to close | % | 3% | 4% | 2% | 2% | 3% | 3% | 4% | 2% | 2% | |
| Not having enough friends / likes in social media like Facebook, Instagram, Snapchat | % | 3% | 2% | 4% | 3% | 3% | 2% | 2% | 4% | 3% | |
| My friends not being cool and popular | % | 3% | 3% | 3% | 4% | 1% | 5% | 1% | 4% | 1% | |
| I don't have the latest smartphone or computer | % | 2% | 3% | 2% | 2% | 3% | 3% | 4% | 2% | 1% | |

Q4: Here is the list of issues again. Please click on the three issues that worry you really the most when thinking about your own future.

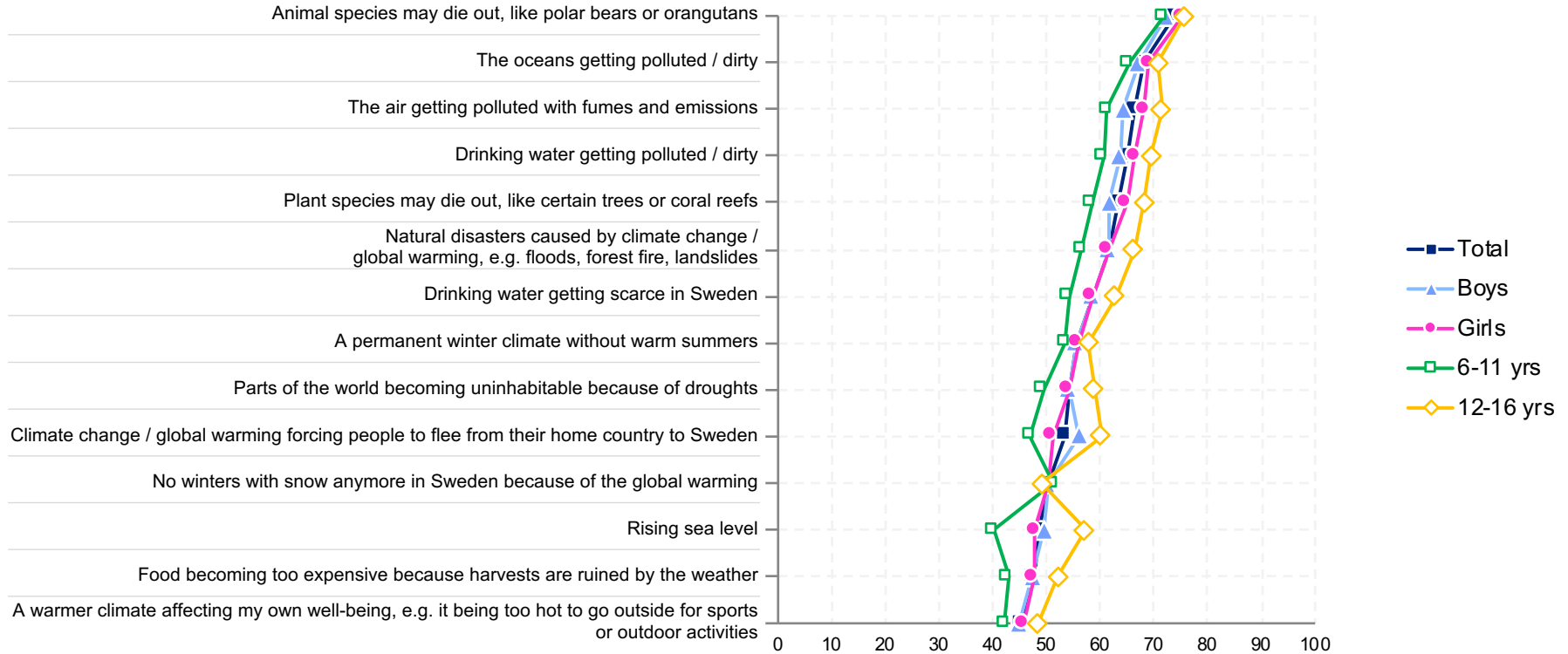
Base: n = 1.015; in %



Extinction of animal species is most frequent worry related to climate change – similar to polluted worries it is directly linked to strong images, but also touching the children's care for the weak.

Specific worries about threats caused by climate change / global warming

Top 2 Box:
I worry about it a lot + a little about it



Q5: Now let's focus more on the climate change / global warming and related threats. How much do you worry about these threats caused by the climate change / global warming?
Base: n = 1.015; (4-point scale: 1 = I worry about it a lot; 4 = don't worry it at all); in %

Generally higher level of concern among teenagers and specifically among teenage girls.



Specific worries about threats caused by climate change / global warming

| | | <div style="background-color: #4a90e2; color: white; padding: 5px; display: inline-block;"> Top 2 Box: I worry about it a lot + a little about it </div> | | | | | | | | |
|--|-------|--|-------------|---------------|-------------------|--------------------|-------------------|--------------------|-------------------|--------------------|
| | Count | Total 1015 | Male 508 | Female 507 | 6-11 years 505 | 12-16 years 510 | Male | | Female | |
| | | | | | | | 6-11 years 256 | 12-16 years 252 | 6-11 years 249 | 12-16 years 258 |
| Animal species may die out, like polar bears or orangutans | % | 74% | ↓ 72% | ↔ 75% | ↓ 72% | ↔ 76% | ↔ 73% | ↓ 71% | ↓ 70% | ↑ 80% |
| The oceans getting polluted / dirty | % | 68% | ↔ 67% | ↔ 69% | ↓ 65% | ↔ 71% | ↔ 69% | ↔ 65% | ↓ 62% | ↑ 76% |
| The air getting polluted with fumes and emissions | % | 66% | ↔ 64% | ↔ 68% | ↓ 61% | ↔ 71% | ↓ 62% | ↔ 67% | ↓ 60% | ↑ 76% |
| Drinking water getting polluted / dirty | % | 65% | ↔ 64% | ↔ 66% | ↓ 61% | ↔ 70% | ↔ 63% | ↔ 64% | ↓ 58% | ↑ 75% |
| Plant species may die out, like certain trees or coral reefs | % | 63% | ↔ 62% | ↔ 65% | ↓ 58% | ↔ 68% | ↓ 59% | ↔ 65% | ↓ 58% | ↑ 72% |
| Natural disasters caused by climate change / global warming, e.g. floods, forest fire, landslides | % | 61% | ↔ 61% | ↔ 62% | ↓ 57% | ↑ 66% | ↔ 59% | ↔ 64% | ↓ 55% | ↑ 68% |
| Drinking water getting scarce in Sweden | % | 58% | ↔ 58% | ↔ 58% | ↓ 54% | ↑ 63% | ↔ 57% | ↔ 60% | ↓ 51% | ↑ 65% |
| A permanent winter climate without warm summers | % | 56% | ↔ 56% | ↔ 56% | ↓ 53% | ↑ 58% | ↓ 54% | ↔ 57% | ↓ 53% | ↑ 59% |
| Parts of the world becoming uninhabitable because of droughts | % | 54% | ↔ 54% | ↔ 54% | ↓ 49% | ↑ 59% | ↓ 51% | ↑ 58% | ↓ 48% | ↑ 60% |
| Climate change / global warming forcing people to flee from their home country to Sweden | % | 54% | ↑ 56% | ↔ 51% | ↔ 47% | ↑ 60% | ↔ 52% | ↑ 61% | ↓ 42% | ↑ 60% |
| No winters with snow anymore in Sweden because of the global warming | % | 50% | ↔ 50% | ↔ 50% | ↑ 51% | ↓ 49% | ↔ 51% | ↔ 50% | ↑ 52% | ↓ 49% |
| Rising sea level | % | 49% | ↔ 50% | ↔ 48% | ↓ 40% | ↑ 57% | ↔ 43% | ↑ 56% | ↓ 37% | ↑ 58% |
| Food becoming too expensive because harvests are ruined by the weather | % | 48% | ↔ 47% | ↔ 48% | ↓ 43% | ↑ 52% | ↔ 46% | ↔ 49% | ↓ 40% | ↑ 55% |
| A warmer climate affecting my own well-being, e.g. it being too hot to go outside for sports or outdoor activities | % | 45% | ↔ 45% | ↔ 46% | ↓ 42% | ↑ 48% | ↔ 43% | ↔ 46% | ↓ 41% | ↑ 50% |

Q5: Now let's focus more on the climate change / global warming and related threats. How much do you worry about these threats caused by the climate change / global warming?

Base: n = 1.015; (4-point scale: 1 = I worry about it a lot; 4 = don't worry it at all); in %

Extinction of animals is biggest worry, followed by polluted drinking water. Teenagers are more worried about pollution or natural disasters, children worry about more about extinction of animals.



Top three worries about threats caused by climate change / global warming

| Top 3 Ranking | | Count | Total 1015 | Male 508 | Female 507 | 6-11 years 505 | 12-16 years 510 | Male | | Female | |
|--|---|-------|---------------|-------------|---------------|-------------------|--------------------|-------------------|--------------------|-------------------|--------------------|
| | | | | | | | | 6-11 years 256 | 12-16 years 252 | 6-11 years 249 | 12-16 years 258 |
| Animal species may die out, like polar bears or orangutans | % | 40% | 35% | 46% | 45% | 35% | 41% | 29% | 50% | 41% | |
| Drinking water getting polluted / dirty | % | 35% | 38% | 32% | 35% | 34% | 40% | 36% | 31% | 33% | |
| The air getting polluted with fumes and emissions | % | 31% | 29% | 34% | 29% | 34% | 27% | 32% | 31% | 36% | |
| Natural disasters caused by climate change / global warming, e.g. floods, forest fire, landslides | % | 26% | 26% | 26% | 24% | 29% | 23% | 29% | 24% | 28% | |
| The oceans getting polluted / dirty | % | 25% | 24% | 25% | 23% | 26% | 22% | 27% | 23% | 26% | |
| Drinking water getting scarce in Sweden | % | 24% | 25% | 23% | 24% | 25% | 26% | 24% | 21% | 25% | |
| Plant species may die out, like certain trees or coral reefs | % | 22% | 21% | 24% | 24% | 20% | 21% | 20% | 27% | 21% | |
| A permanent winter climate without warm summers | % | 22% | 23% | 20% | 23% | 21% | 24% | 22% | 21% | 19% | |
| No winters with snow anymore in Sweden because of the global warming | % | 18% | 17% | 19% | 22% | 13% | 20% | 13% | 24% | 14% | |
| Climate change / global warming forcing people to flee from their home country to Sweden | % | 14% | 14% | 13% | 12% | 15% | 13% | 15% | 11% | 16% | |
| Parts of the world becoming uninhabitable because of droughts | % | 13% | 12% | 13% | 11% | 14% | 8% | 15% | 13% | 13% | |
| Food becoming too expensive because harvests are ruined by the weather | % | 11% | 12% | 10% | 10% | 12% | 12% | 12% | 9% | 12% | |
| Rising sea level | % | 11% | 12% | 9% | 9% | 13% | 10% | 15% | 8% | 11% | |
| A warmer climate affecting my own well-being, e.g. it being too hot to go outside for sports or outdoor activities | % | 9% | 12% | 7% | 10% | 9% | 12% | 11% | 7% | 6% | |

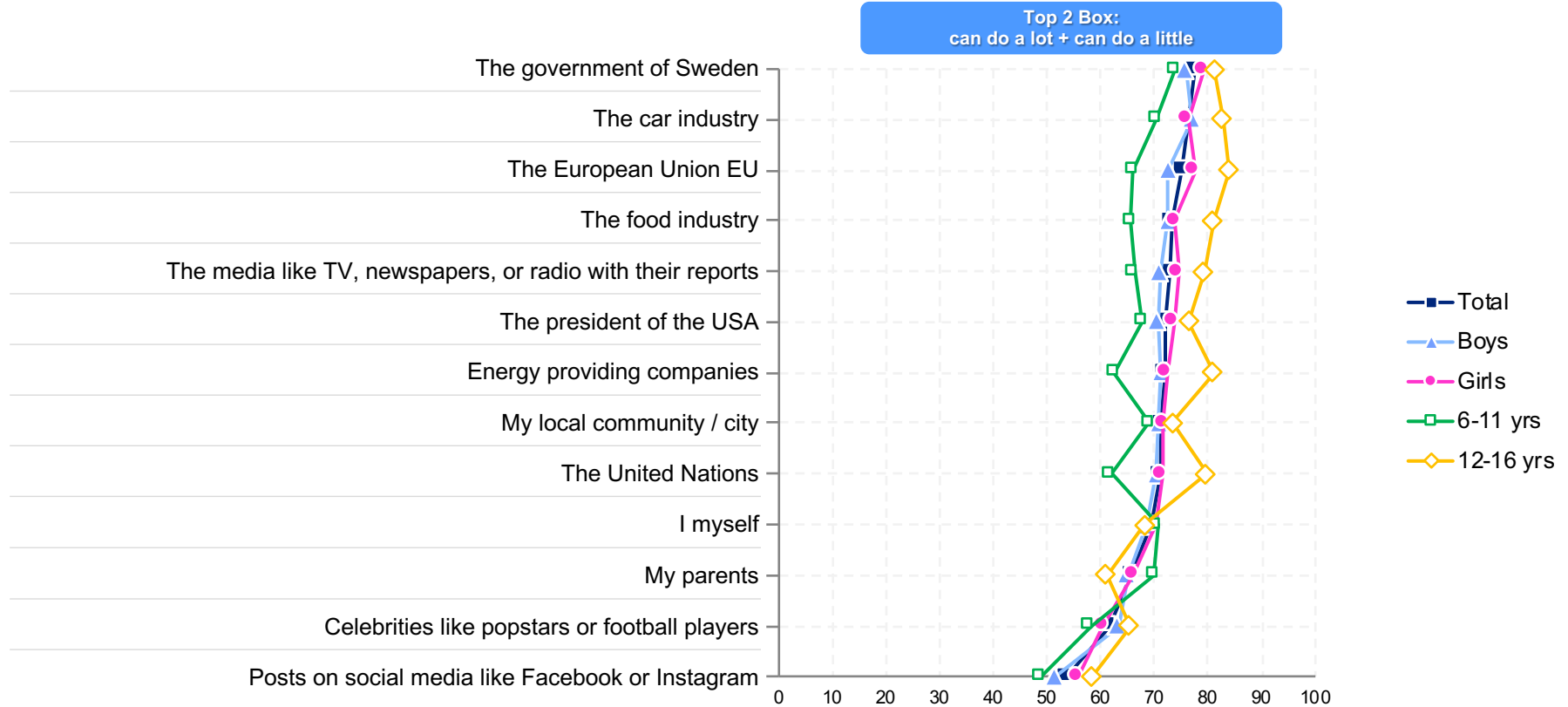
Q6: This is the list of climate related issues again. Please click on the three that worry you really the most.

Base: n = 1.015; in %



The respondents see the Swedish Government, the car industry and the EU as being most able to stop climate change. Interestingly, they see their own rope as quite significant, too!

People and institutions who can do something to stop climate change / global warming



Q7: What would you say: Who can do something to stop the climate change / global warming? Here's a list of people and institutions. Please click on the answer that shows how much you think they can do to stop climate change / global warming.

Base: n = 1.015; (4-point scale: 1 = can do a lot; 4 = can do nothing at all); in %

Teenagers generally perceive all institutions as more powerful.



People and institutions who can do something to stop climate change / global warming

| | Count | Total 1015 | Male 508 | Female 507 | 6-11 years 505 | 12-16 years 510 | Male | | Female | |
|--|-------|---------------|-------------|---------------|-------------------|--------------------|-------------------|--------------------|-------------------|--------------------|
| | | | | | | | 6-11 years 256 | 12-16 years 252 | 6-11 years 249 | 12-16 years 258 |
| Top 2 Box: can do a lot + can do a little | | | | | | | | | | |
| The government of Sweden | % | 78% | ↘ 76% | ↗ 79% | ↘ 74% | ↗ 81% | ↘ 73% | ↗ 79% | ↘ 75% | ↗ 84% |
| The car industry | % | 77% | ↘ 77% | ↘ 76% | ↘ 70% | ↗ 83% | ↘ 71% | ↗ 83% | ↘ 70% | ↗ 82% |
| The European Union EU | % | 75% | ↘ 73% | ↗ 78% | ↘ 66% | ↗ 84% | ↘ 63% | ↗ 83% | ↘ 69% | ↗ 85% |
| The food industry | % | 73% | ↘ 73% | ↗ 74% | ↘ 66% | ↗ 81% | ↘ 67% | ↗ 78% | ↘ 64% | ↗ 84% |
| The media like TV, newspapers, or radio with their reports | % | 73% | ↘ 71% | ↗ 75% | ↘ 66% | ↗ 79% | ↘ 64% | ↗ 78% | ↘ 69% | ↗ 80% |
| The president of the USA | % | 72% | ↘ 71% | ↗ 74% | ↘ 68% | ↗ 76% | ↘ 66% | ↗ 75% | ↘ 69% | ↗ 78% |
| Energy providing companies | % | 72% | ↘ 71% | ↗ 72% | ↘ 63% | ↗ 81% | ↘ 61% | ↗ 81% | ↘ 64% | ↗ 81% |
| My local community / city | % | 71% | ↘ 71% | ↗ 72% | ↘ 69% | ↗ 74% | ↘ 71% | ↘ 71% | ↘ 67% | ↗ 76% |
| The United Nations | % | 71% | ↘ 70% | ↗ 71% | ↘ 62% | ↗ 80% | ↘ 61% | ↗ 80% | ↘ 63% | ↗ 79% |
| I myself | % | 69% | ↘ 69% | ↘ 70% | ↗ 71% | ↘ 68% | ↘ 69% | ↘ 69% | ↗ 73% | ↘ 68% |
| My parents | % | 66% | ↘ 65% | ↘ 66% | ↗ 70% | ↘ 61% | ↗ 69% | ↘ 61% | ↗ 71% | ↘ 61% |
| Celebrities like popstars or football players | % | 62% | ↘ 63% | ↘ 60% | ↘ 58% | ↗ 65% | ↘ 59% | ↗ 67% | ↘ 57% | ↘ 64% |
| Posts on social media like Facebook or Instagram | % | 54% | ↘ 52% | ↘ 56% | ↘ 49% | ↗ 58% | ↘ 46% | ↗ 57% | ↘ 52% | ↗ 60% |

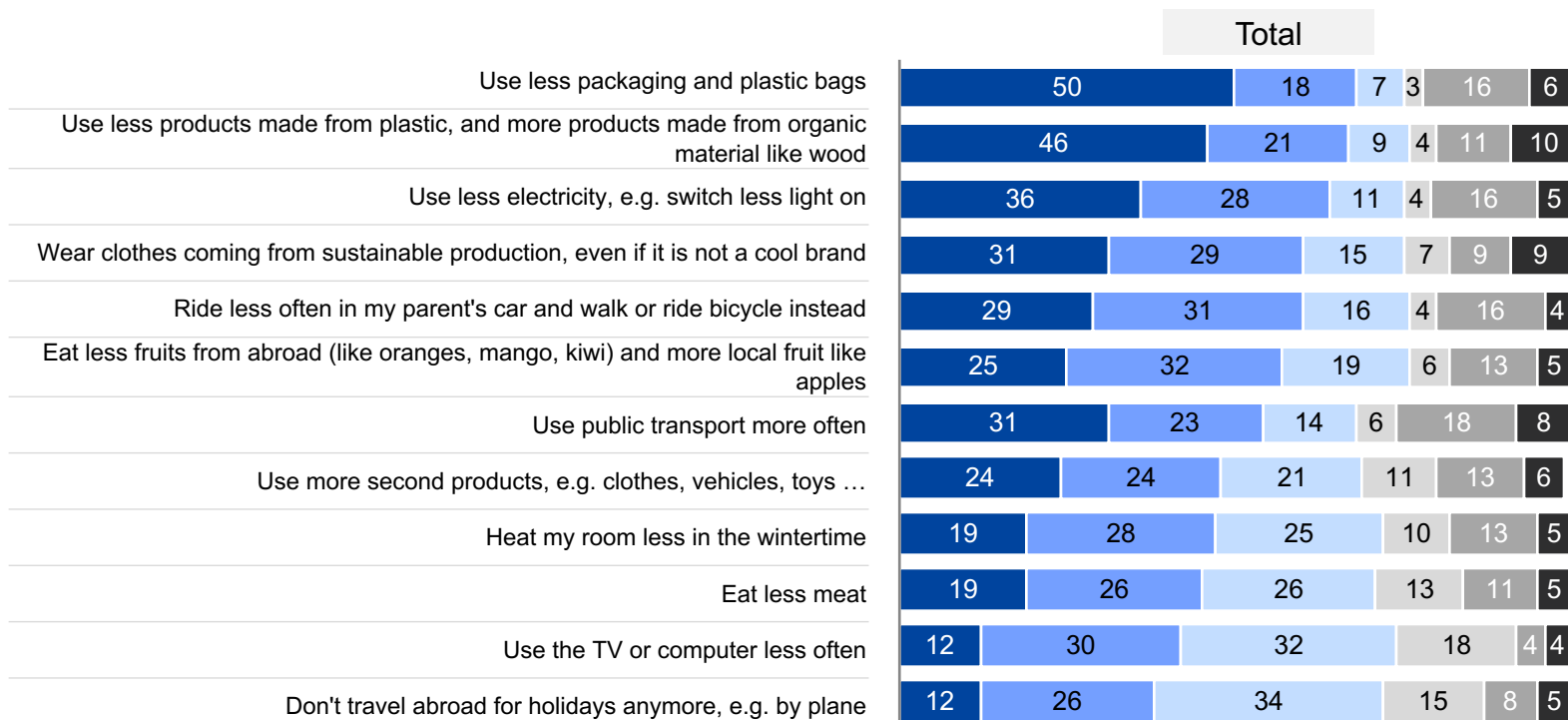
Q7: What would you say: Who can do something to stop the climate change / global warming? Here's a list of people and institutions. Please click on the answer that shows how much you think they can do to stop climate change / global warming.

Base: n = 1.015; (4-point scale: 1 = can do a lot; 4 = can do nothing at all); in %

Using less packaging, less plastic products and less electricity is most relevant personal contribution to prevent climate change. But kids & teens rather would not sacrifice their holiday abroad ...



What the children and teenagers feel they can do themselves in order to prevent climate change



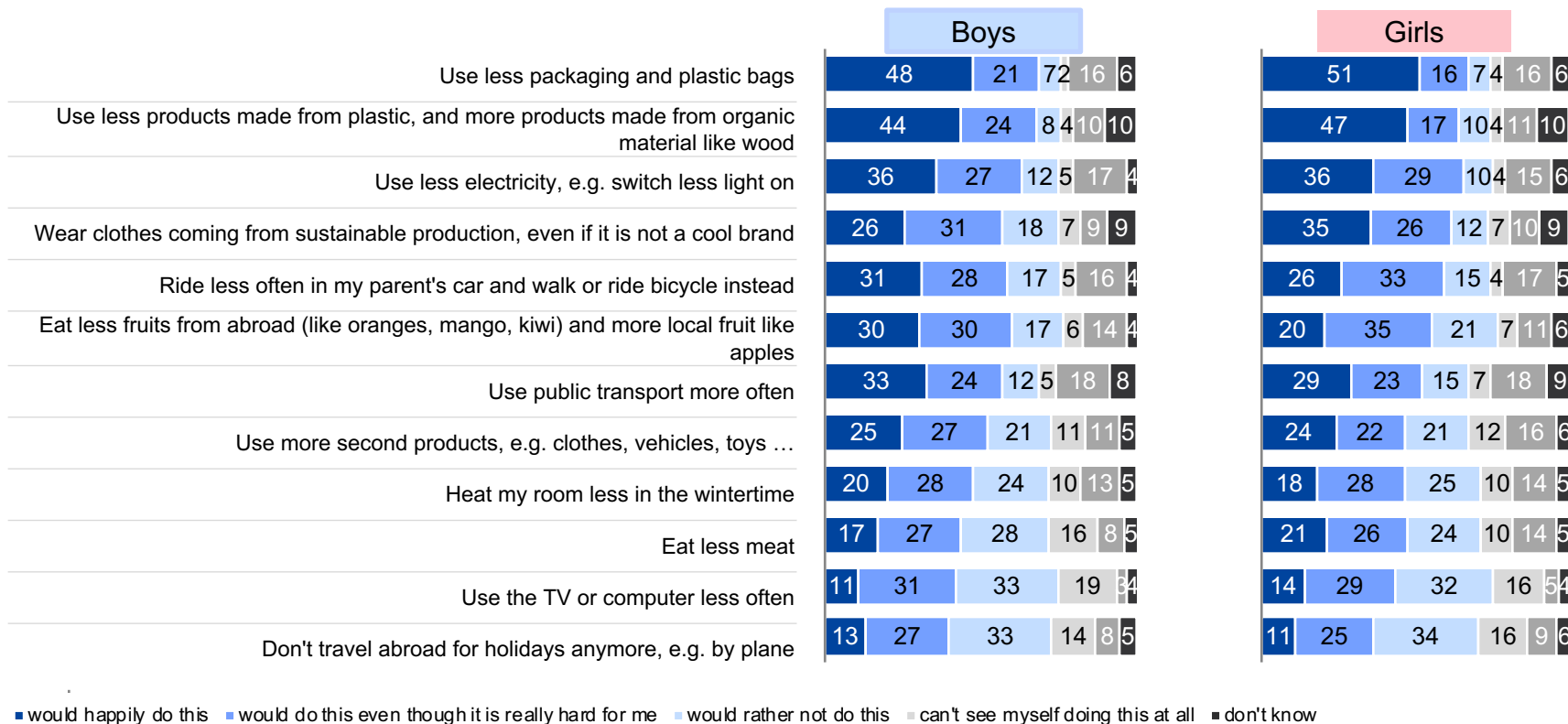
■ would happily do this ■ would do this even though it is really hard for me ■ would rather not do this ■ can't see myself doing this at all ■ don't know

Q8: In order prevent climate change / global warming some sacrifices have to be made. What would you be willing to do in order to prevent climate change / global warming?
Base: n = 1.015; (5-point scale); in %

Similar results from boys and girls – boys would not mind to eat less fruit from exotic countries, girls would eat less meat ...



What the children and teenagers feel they can do themselves in order to prevent climate change

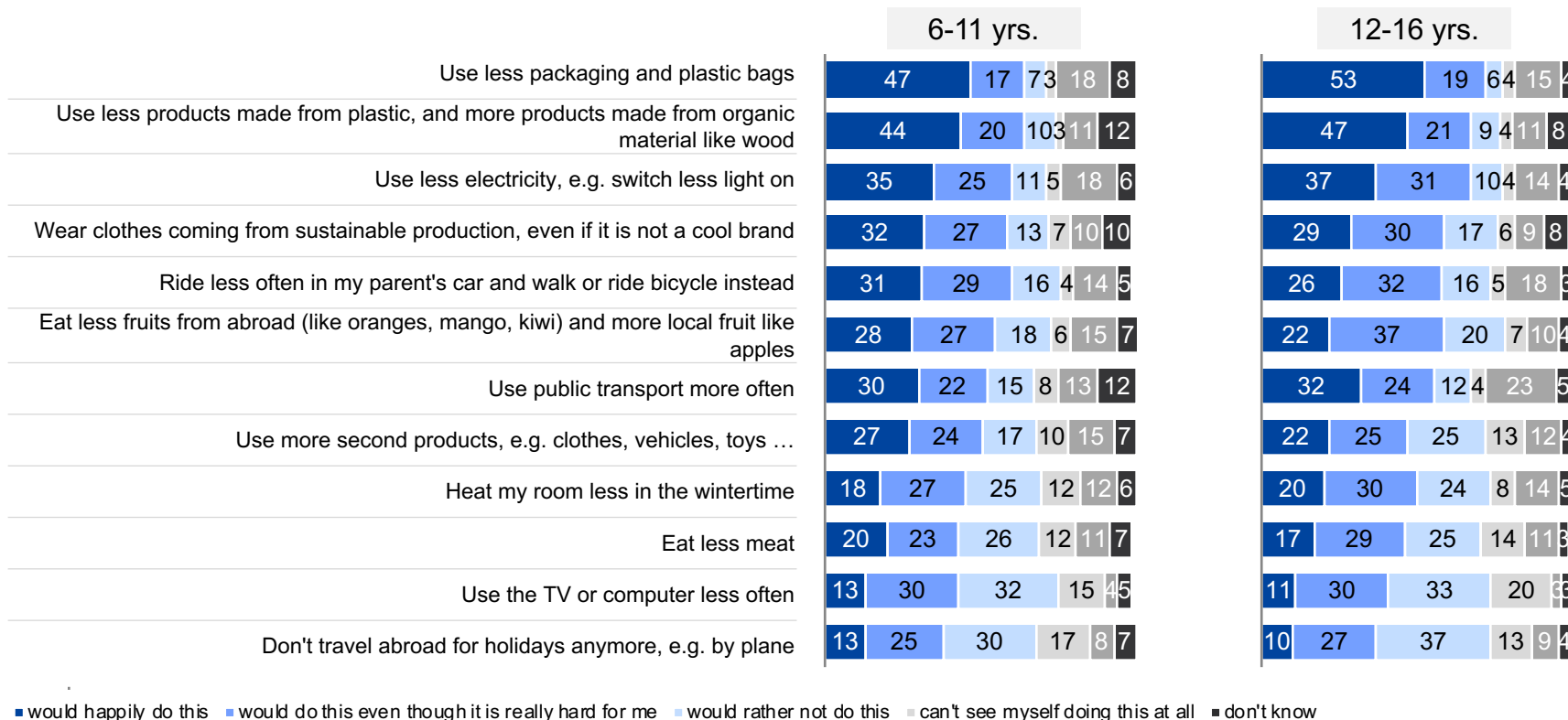


Q8: In order prevent climate change / global warming some sacrifices have to be made. What would you be willing to do in order to prevent climate change / global warming?
 Base: n = 1.015; (5-point scale); in %

Higher willingness to change one's behavior among teenagers with regard to the usage of less packaging or plastic, but more teens can't see themselves using TV or computer less often



What the children and teenagers feel they can do themselves in order to prevent climate change

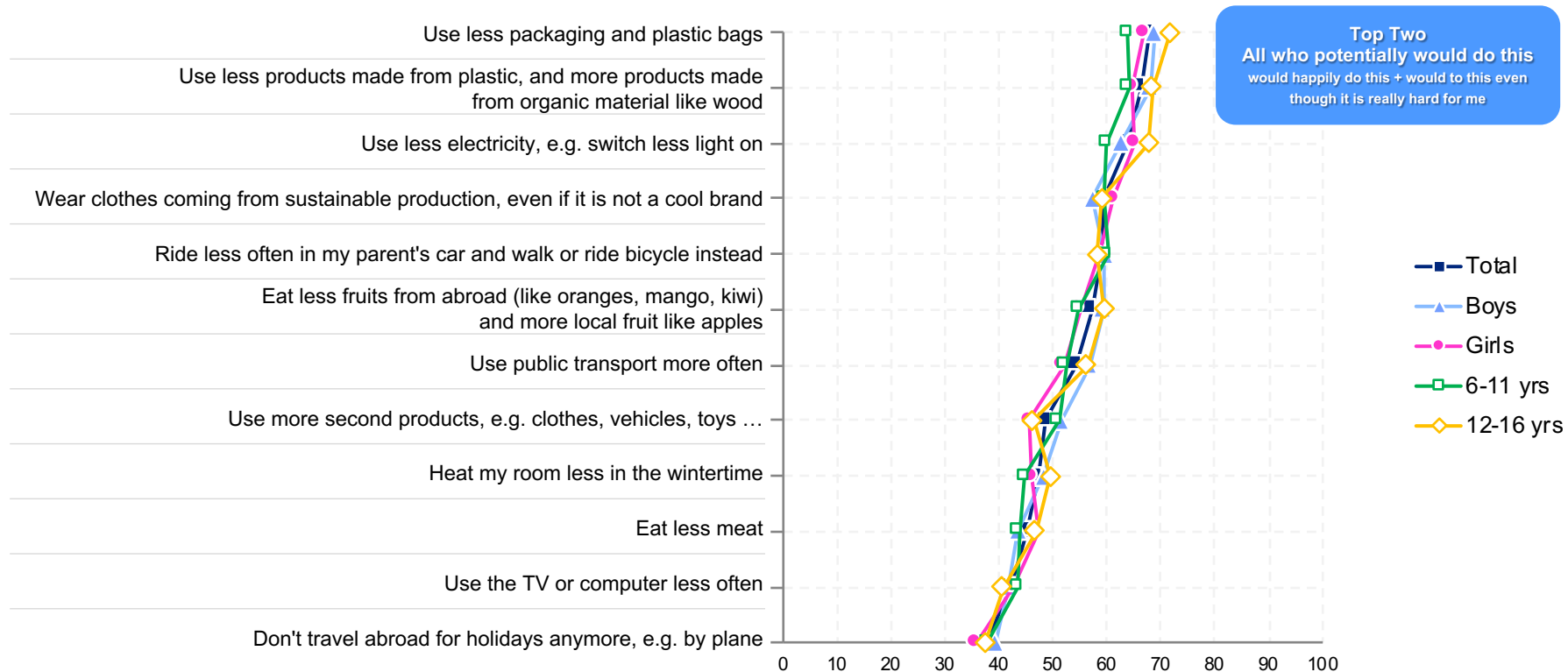


Q8: In order prevent climate change / global warming some sacrifices have to be made. What would you be willing to do in order to prevent climate change / global warming?
 Base: n = 1.015; (5-point scale); in %

Overall, no major differences between the subgroups with regard to their willingness to change their own behavior.



What the children and teenagers **are willing to do** themselves in order to prevent climate change



Q8: In order prevent climate change / global warming some sacrifices have to be made. What would you be willing to do in order to prevent climate change / global warming?
Base: n = 1.015; (5-point scale); in %

Overall, no major differences between the subgroups with regard to their willingness to change their own behavior.



What the children and teenagers **are willing to do themselves** in order to prevent climate change

| Top Two All who potentially would do this | Count | Total | Male | Female | 6-11 years | 12-16 years | Male | | Female | |
|---|-------|-------|-------|--------|------------|-------------|------------|-------------|------------|-------------|
| | | | | | | | 6-11 years | 12-16 years | 6-11 years | 12-16 years |
| Use less packaging and plastic bags | % | 1015 | 508 | 507 | 505 | 510 | 256 | 252 | 249 | 258 |
| | | 68% | ↗ 69% | ↘ 67% | ↘ 64% | ↗ 72% | ↘ 64% | ↗ 74% | ↘ 64% | ↗ 70% |
| Use less products made from plastic, and more products made from organic material like wood | % | 66% | ↗ 68% | ↘ 65% | ↘ 64% | ↗ 68% | ↘ 65% | ↗ 71% | ↘ 63% | ↗ 66% |
| Use less electricity, e.g. switch less light on | % | 64% | ↘ 63% | ↗ 65% | ↘ 60% | ↗ 68% | ↘ 57% | ↗ 68% | ↗ 63% | ↗ 68% |
| Wear clothes coming from sustainable production, even if it is not a cool brand | % | 59% | ↘ 57% | ↗ 61% | ↘ 60% | ↘ 59% | ↘ 57% | ↘ 58% | ↗ 62% | ↗ 60% |
| Ride less often in my parent's car and walk or ride bicycle instead | % | 59% | ↗ 60% | ↘ 59% | ↗ 60% | ↘ 58% | ↗ 61% | ↘ 59% | ↗ 60% | ↘ 58% |
| Eat less fruits from abroad (like oranges, mango, kiwi) and more local fruit like apples | % | 57% | ↗ 59% | ↘ 55% | ↘ 55% | ↗ 60% | ↗ 57% | ↗ 62% | ↘ 52% | ↘ 58% |
| Use public transport more often | % | 54% | ↗ 57% | ↘ 52% | ↘ 52% | ↗ 56% | ↗ 57% | ↗ 57% | ↘ 48% | ↗ 56% |
| Use more second products, e.g. clothes, vehicles, toys ... | % | 49% | ↘ 52% | ↘ 46% | ↘ 51% | ↘ 46% | ↗ 54% | ↘ 49% | ↘ 48% | ↘ 44% |
| Heat my room less in the wintertime | % | 47% | ↗ 48% | ↘ 46% | ↘ 45% | ↗ 50% | ↘ 47% | ↗ 50% | ↘ 43% | ↗ 50% |
| Eat less meat | % | 45% | ↘ 44% | ↗ 47% | ↘ 44% | ↘ 47% | ↘ 43% | ↘ 44% | ↘ 44% | ↗ 50% |
| Use the TV or computer less often | % | 42% | ↘ 42% | ↘ 43% | ↗ 44% | ↘ 41% | ↗ 45% | ↘ 39% | ↘ 43% | ↘ 43% |
| Don't travel abroad for holidays anymore, e.g. by plane | % | 38% | ↗ 39% | ↘ 36% | ↘ 38% | ↘ 37% | ↘ 38% | ↗ 40% | ↘ 37% | ↘ 34% |

Q8: In order prevent climate change / global warming some sacrifices have to be made. What would you be willing to do in order to prevent climate change / global warming?

Base: n = 1.015; in %

Usage of less packaging is clearly the area kids & teens find most easy for themselves.
Using the TV or computer less often is the option that is chosen least often as easy to do ...



What the children and teenagers **think is most easy to do** in order to prevent climate change

| | | Top 3 Ranking: most easy to do | | Total | Male | Female | 6-11 years | 12-16 years | Male | | Female | |
|-------|-------|---|---|-------|------|--------|------------|-------------|------------|-------------|------------|-------------|
| Total | Count | | | 1015 | 508 | 507 | 505 | 510 | 6-11 years | 12-16 years | 6-11 years | 12-16 years |
| | | Use less packaging and plastic bags | % | 44% | 44% | 45% | 46% | 42% | 43% | 44% | 49% | 41% |
| | | Ride less often in my parent's car and walk or ride bicycle instead | % | 35% | 37% | 32% | 37% | 32% | 40% | 34% | 34% | 30% |
| | | Use less electricity, e.g. switch less light on | % | 33% | 34% | 32% | 33% | 32% | 36% | 33% | 31% | 32% |
| | | Use less products made from plastic, and more products made from organic material like wood | % | 31% | 29% | 32% | 31% | 30% | 27% | 31% | 35% | 29% |
| | | Use public transport more often | % | 27% | 29% | 24% | 21% | 32% | 25% | 33% | 17% | 31% |
| | | Eat less meat | % | 25% | 20% | 30% | 27% | 23% | 25% | 15% | 29% | 31% |
| | | Eat less fruits from abroad (like oranges, mango, kiwi) and more local fruit like apples | % | 25% | 27% | 22% | 25% | 24% | 27% | 27% | 24% | 21% |
| | | Use more second products, e.g. clothes, vehicles, toys ... | % | 21% | 20% | 21% | 25% | 17% | 25% | 15% | 24% | 19% |
| | | Heat my room less in the wintertime | % | 21% | 23% | 19% | 17% | 24% | 20% | 26% | 15% | 22% |
| | | Wear clothes coming from sustainable production, even if it is not a cool brand | % | 17% | 16% | 18% | 16% | 18% | 14% | 17% | 17% | 19% |
| | | Don't travel abroad for holidays anymore, e.g. by plane | % | 13% | 15% | 12% | 12% | 15% | 12% | 17% | 12% | 13% |
| | | Use the TV or computer less often | % | 10% | 7% | 12% | 9% | 10% | 6% | 8% | 12% | 12% |

Q9: Here are the potential actions again. Please pick the three that would be most easy for you to do.

Base: n = 1.015; in %

Daily transportation is where children and teens feel they contribute the most to prevent climate change (indicates cars are seen as climate killer!), followed by usage of less packaging and electricity.



What the children and teenagers **already do themselves** in order to prevent climate change

| All who actually do this | | Count | Total 1015 | Male 508 | Female 507 | 6-11 years 505 | 12-16 years 510 | Male | | Female | |
|---|---|-------|---------------|-------------|---------------|-------------------|--------------------|-------------------|--------------------|-------------------|--------------------|
| | | | | | | | | 6-11 years 256 | 12-16 years 252 | 6-11 years 249 | 12-16 years 258 |
| Use public transport more often | % | 18% | 18% | 18% | 13% | 23% | 13% | 23% | 13% | 23% | |
| Ride less often in my parent's car and walk or ride bicycle instead | % | 16% | 16% | 17% | 14% | 18% | 12% | 19% | 16% | 17% | |
| Use less packaging and plastic bags | % | 16% | 16% | 16% | 18% | 15% | 18% | 14% | 17% | 15% | |
| Use less electricity, e.g. switch less light on | % | 16% | 17% | 15% | 18% | 14% | 18% | 15% | 18% | 13% | |
| Use more second products, e.g. clothes, vehicles, toys ... | % | 13% | 11% | 16% | 15% | 12% | 14% | 9% | 16% | 15% | |
| Heat my room less in the wintertime | % | 13% | 13% | 14% | 12% | 14% | 13% | 12% | 11% | 16% | |
| Eat less fruits from abroad (like oranges, mango, kiwi) and more local fruit like apples | % | 13% | 14% | 11% | 15% | 10% | 17% | 11% | 12% | 10% | |
| Eat less meat | % | 11% | 8% | 14% | 11% | 11% | 10% | 7% | 13% | 14% | |
| Use less products made from plastic, and more products made from organic material like wood | % | 11% | 10% | 11% | 11% | 11% | 10% | 11% | 11% | 11% | |
| Wear clothes coming from sustainable production, even if it is not a cool brand | % | 9% | 9% | 10% | 10% | 9% | 9% | 8% | 10% | 10% | |
| Don't travel abroad for holidays anymore, e.g. by plane | % | 8% | 8% | 9% | 8% | 9% | 9% | 8% | 8% | 10% | |
| Use the TV or computer less often | % | 4% | 3% | 5% | 4% | 3% | 3% | 3% | 6% | 4% | |

Q8: In order prevent climate change / global warming some sacrifices have to be made. What would you be willing to do in order to prevent climate change / global warming?

Base: n = 1.015; in %