

Vattenfall in brief

Vattenfall is a leading European energy company, that for more than 100 years has electrified industries, supplied energy to people's homes and modernised our way of living through innovation and cooperation. We now want to make **fossil-free living possible within one generation**. Therefore we are driving the transition to a more sustainable energy system through growth in renewable production and climate smart energy solutions for our customers.

The parent company of the Vattenfall Group, Vattenfall AB, is a non-listed company, **100 per cent owned by the Swedish state**. Vattenfall finances its operations by own generated cash flow and external funding, mainly in the form of corporate bonds. Our long term credit ratings are **BBB+ stable outlook by S&P** and **A3 stable outlook by Moody's**. Vattenfall has a committed Revolving Credit Facility of EUR 2 billion.

Activities in the value chain



6.8 million
Electricity customers

1.8 million
Heat customers

3.3 million
Electricity network customers

2.3 million
Gas customers

19,859
Employees

Key figures	2020	2019
Installed electricity capacity (MW)	29,318	30,538
Production electricity (TWh)	112.8	130.3 ¹
Net sales (MSEK)	158,847	166,360
EBITDA (MSEK)	46,507	42,445
EBIT (MSEK)	15,276	22,141
Underlying EBIT (MSEK)	25,790	25,095
Profit for the period (MSEK)	7,716	14,861
FFO (MSEK)	35,024	34,949
Adj. net debt (MSEK)	121,480	132,014
Return on capital employed (8%) ²	5.8	8.5
FFO / adjusted net debt (22-27%) ²	28.8	26.5
Dividend (40-70% of profit after tax, MSEK) ²	4,000	3,623

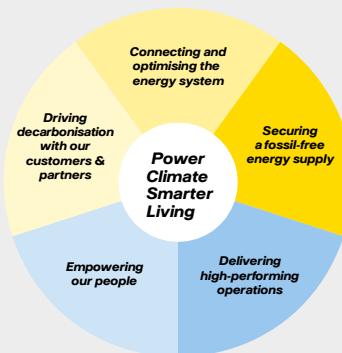
¹ Including the divested heat operations in Hamburg
² Financial target

Main markets

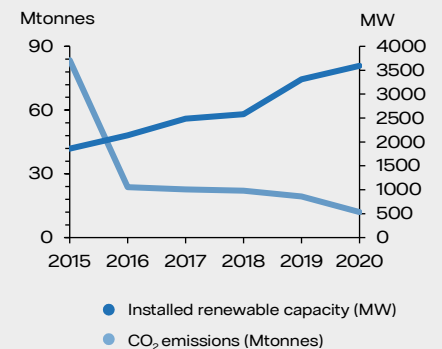
- Sweden
- Germany
- Netherlands
- Denmark
- United Kingdom



Strategic objectives



CO₂ emissions & renewable capacity

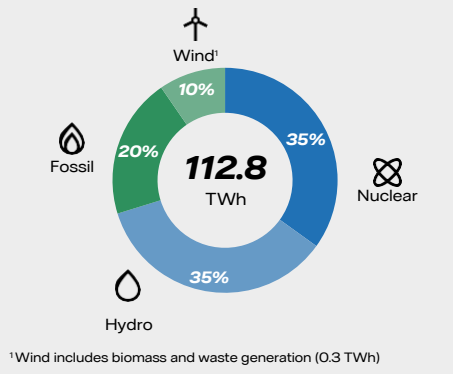


Investor relations contact

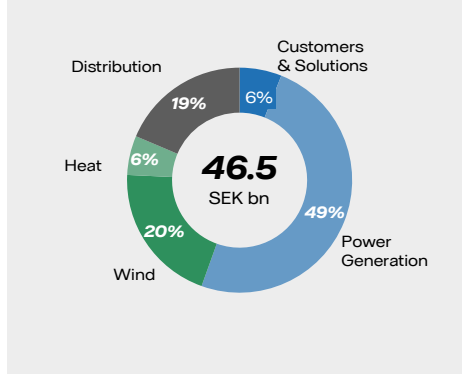
Johan Sahlqvist, johan.sahlqvist@vattenfall.com, +46722 26 40 51,
<https://corporate.vattenfall.com/investors/>



**Electricity generation
breakdown by technology, 2020**



**EBITDA breakdown
by segment, 2020**



**Investment plan
2021-2022 (SEK bn)**

